




MILESTONE
H E L P I N G
P A T I E N T S



eGROSS


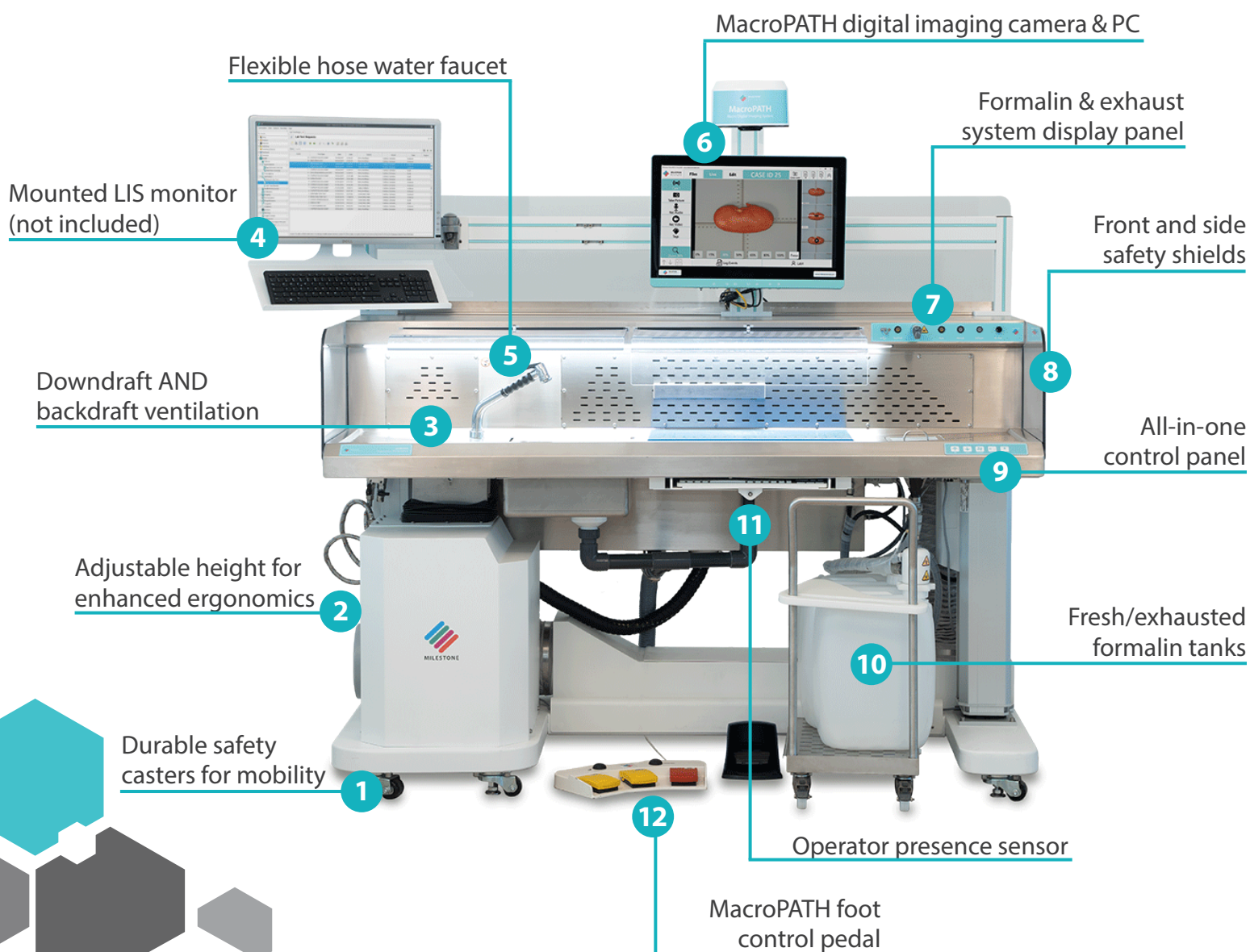
**Ergonomic, Mobile Grossing Station
with Complete Digital Documentation**



Mobile, All-in-One Grossing Station

eGROSS

eGROSS is an all-in-one grossing station designed to standardize grossing procedures for a more efficient and complete diagnostic process. Ergonomically designed, eGROSS ensures improved safety for both the operator and specimen with features such as easily adjustable working height, backdraft and downdraft exhaust, and proximity sensor to detect operator presence. Paired with Milestone's MacroPATH digital imaging system, eGROSS provides full digital documentation, including on-screen annotations and tags, for complete and standardized digital documentation.



SEE eGROSS IN ACTION

THE POWER OF DIGITAL IMAGING

eGROSS and Milestone's MacroPATH digital imaging system are a perfect pair. With MacroPATH, Pathologists' Assistants and grossing technicians can digitally document the grossing process by taking images, videos, and voice recordings to provide Pathologists with critical data for evaluation and final diagnosis.



- ✓ **High Resolution Camera**
For recording images and videos
- ✓ **Touch-Screen Monitor**
For easy and convenient operation
- ✓ **Tagging Function**
For easy case/file retrieval
- ✓ **Remote View**
For easy Pathology consultations
- ✓ **Suite of Editing Tools**
For on-screen sizing and editing

KEY BENEFITS

OPTIMAL ERGONOMICS

- Optimal working position
- Motorized, height adjustable working area
- Casters with safety locks for mobility

ENHANCED USER SAFETY

- Powerful downdraft and backdraft exhaust
- Transparent frontal and lateral safety shields
- Designed to minimize formalin exposure

ADVANCED FEATURES

- Dedicated formalin dispensing nozzle
- Easily accessible, user friendly control panel
- Operator proximity sensor

DIGITAL DOCUMENTATION

- Digital documentation with MacroPATH
- Ensures complete traceability/chain of custody
- Full suite of editing tools for on-screen annotations

TRACKING & MONITORING

- Complete chain-of-custody documentation
- Automatic photo capturing with C-Scan (optional)
- Integration of MacroPATH with your LIS

TEACHING TOOL

- Create a database of cases including photos/videos
- Enhance quality of diagnostic reporting
- Full documentation for digital presentations

UNIQUE FEATURES



MACRO DIGITAL DOCUMENTATION

Full documentation is ensured via the built-in MacroPATH macro digital imaging system (optional), the most widely installed imaging system in the world. MacroPATH enhances the quality of diagnostic reports for tumor boards and allows for specimen tracking downstream.



OPTIMAL ERGONOMICS

The working area height can be easily adapted to the position most comfortable for each individual user through the on-board, easy to use, control terminal.



ENHANCED SAFETY

Built for safety with spent and fresh formalin tanks with safety valves, built-in backdraft and downdraft ventilation, and slide-out frontal and lateral safety shields.



EASY ACCESS CONTROL PANEL

Featuring an on-board control panel which provides key functions to optimize the workflow at the touch of a button. Includes height adjustments, exhaust fan and light controls.

RELATED PRODUCTS



MacroPATH:
Digital Imaging System



WorkSTATION:
Grossing Station for Small Biopsies



T-Tracker:
Automatic Rack Scanner



HistoDream TS:
Biospecimen Tracking System



US Headquarters

MILESTONE MEDICAL TECHNOLOGIES, INC.

6475 Technology Avenue, Suite F - Kalamazoo, MI 49009

Tel: 269-488-4950 - Toll-free: 866-995-5300 - Fax: 269-488-4949

email: info@milestonemed.com - www.milestonemed.com