




MILESTONE
H E L P I N G
P A T I E N T S



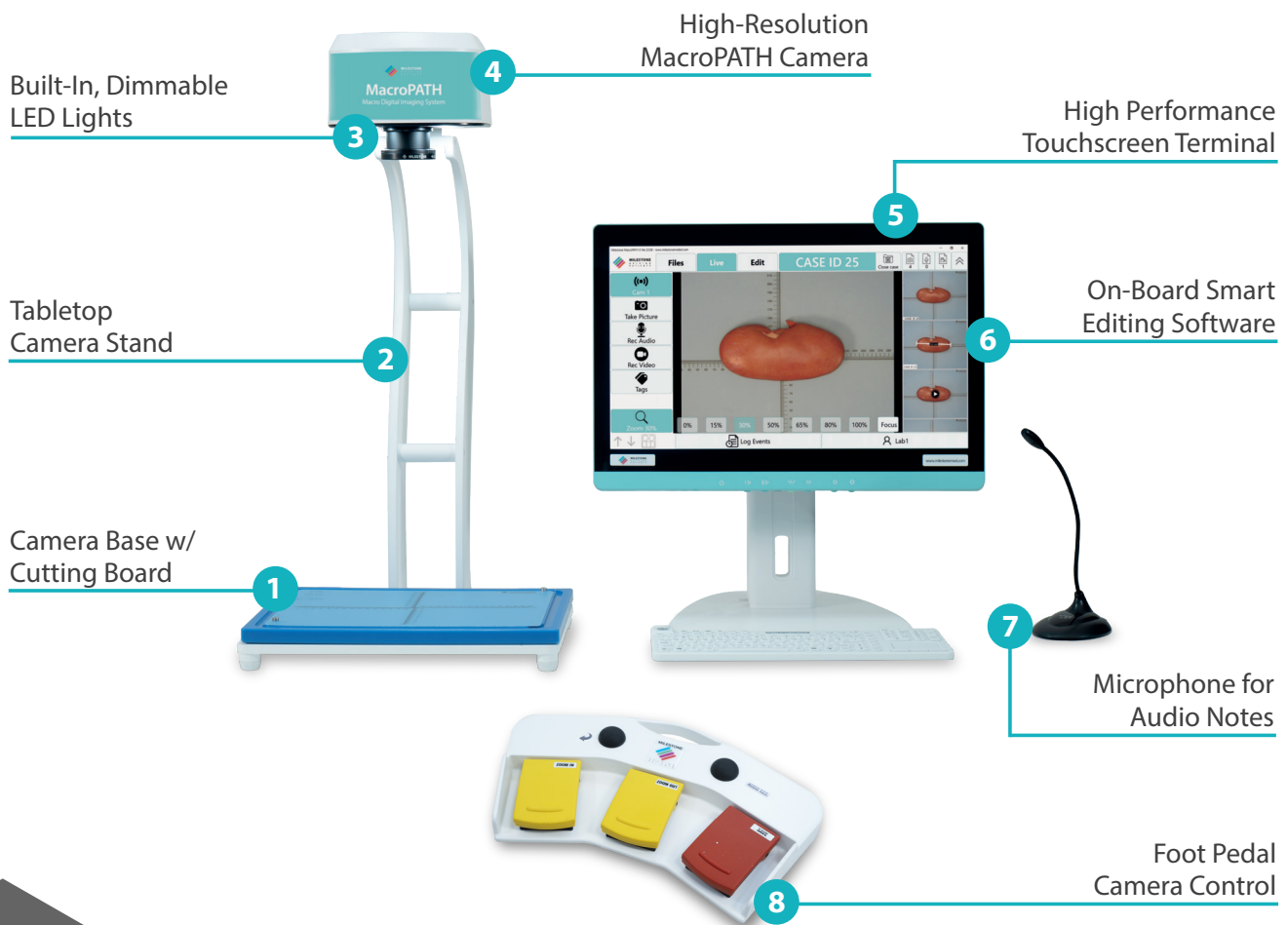
MacroPATH

Standardized & Efficient
Digital Documentation for Grossing



Macro Digital Imaging System **MacroPATH**

MacroPATH is a comprehensive digital imaging system for the gross documentation of biospecimens and chain of custody. MacroPATH can be mounted into any grossing station or used as a stand-alone system and fully integrates with your existing LIS for an enhanced workflow. The user-friendly software is easy to use and the full suite of editing tools increases lab efficiency through standardized descriptions, on-screen measurements, tags, and notes. With MacroPATH, the Pathologist can utilize remote viewing, can easily pull up all images associated with a case, and can create high quality reports, ideal for tumor boards.

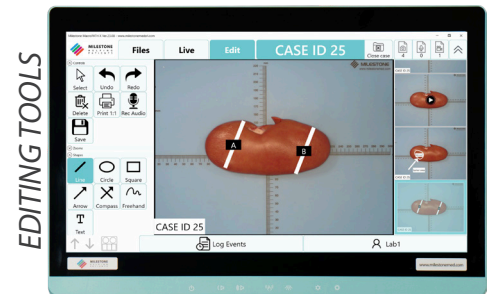
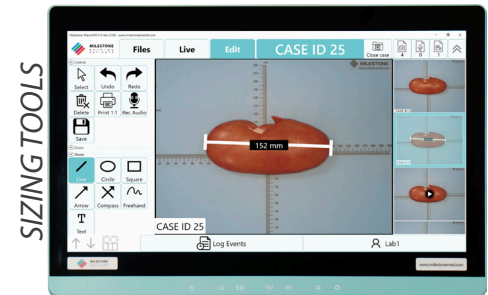


SEE MACROPATH IN ACTION!

*MacroPATH can be adapted to fit your specific needs and is available as both a stand-alone system (shown) or installed into any existing grossing station. MacroPATH software comes standard on the Milestone POC (shown), or you can install it on your own preferred computer.

THE POWER OF DIGITAL IMAGING

MacroPATH software was designed to be user friendly and offers all tools needed for complete and standardized documentation. The on-screen sizing tools can be used to provide an estimation of the size and area of the specimen, while the editing tools allow users to create sections, add drawings and text, add multiple tags, and use dedicated editing functions. This enables the ability to create comprehensive image enhanced reports that are clear and concise.



KEY BENEFITS

DIGITALIZED GROSSING

- Eliminate subjective specimen descriptions
- Eliminate inconsistencies between techs
- Standardize acquisition and storage of images

ENHANCED TRACEABILITY

- Full documentation of the specimen "as received"
- Easy and precise labeling of specimen images
- Intercept potential mismatches earlier

SET-UP FLEXIBILITY

- Use as a stand-alone system in grossing
- Mount into any Milestone or existing gross station
- Software can be installed on your computer

STREAMLINED WORKFLOW

- Images and files available at time of sign off
- Ensure comprehensive chain of custody
- Automatic biopsy capturing through C-Scan

FULL INTEGRATION

- Complete LIS and PACS integration
- Ensure the highest level of compliance
- Integrate easily with Milestone's MileWATCH

QUALITY REPORTING

- Database of high-quality stored images
- Enhance pathology reports with quality images
- Remote transmission for telepathology

UNIQUE FEATURES



HIGH-RESOLUTION CAMERA

for high quality images (20 Mpx, 65x optical zoom), 4K full HD videos and audio annotations



C-SCAN LASER (optional)

for automatic biopsy capturing to ensure an improved workflow and superior traceability



HISTODREAM TS (TRACKING SYSTEM)

for matching images from grossing with cassettes at time of embedding (optional add-on)



SMART SOFTWARE

for ease of use with an intuitive, icon-driven interface with a full suite of editing tools



FOOT PEDAL & TOUCHSCREEN

for simplifying the acquisition process with easy zoom in, zoom out, and save options



MacroPATH installed as a stand-alone system



MacroPATH installed on a grossing station

RELATED PRODUCTS



C-SCAN:
Automatic Biopsy
Capturing System



MileWATCH:
24/7 Monitoring
& Tracking System



WorkSTATION:
Grossing Station
for Small Biopsies



UltraGROSS:
Fully Customizable
Grossing Station



US Headquarters

MILESTONE MEDICAL TECHNOLOGIES, INC.

6475 Technology Avenue, Suite F - Kalamazoo, MI 49009

Tel: 269-488-4950 - Toll-free: 866-995-5300 - Fax: 269-488-4949

Email: info@milestonemed.com - www.milestonemed.com