




MILESTONE
H E L P I N G
P A T I E N T S



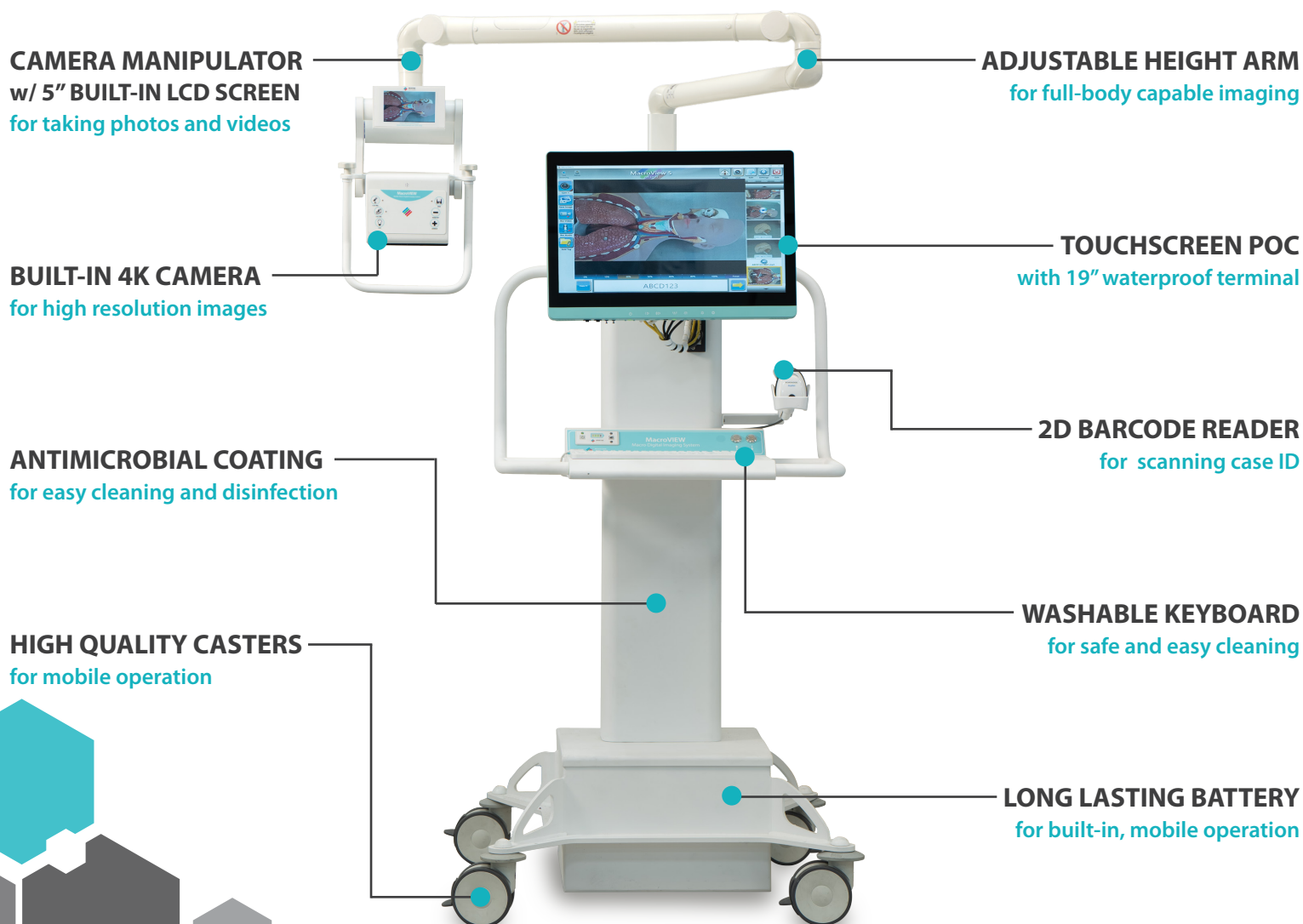
MacroVIEW

**Macro Digital Imaging System
for Autopsy & Necropsy Procedures**

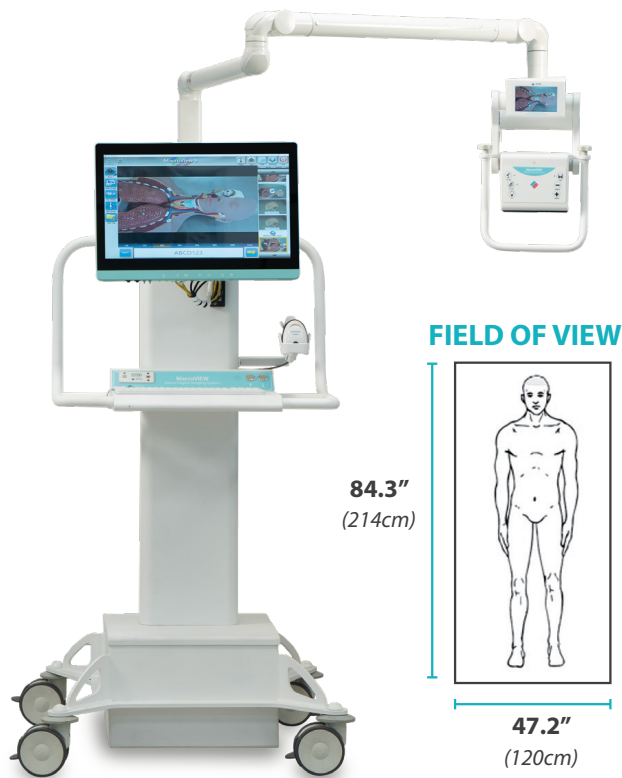


Mobile Macro Digital Imaging MacroVIEW

MacroVIEW is a mobile digital imaging system which dramatically improves the standardization and documentation of the post-mortem examination. By integrating all necessary tools within a single platform, MacroVIEW is capable of capturing images, recording audio, and recording videos of whole bodies, body parts, or large organs. With MacroVIEW, Medical Examiners and Coroners are able to digitally document their entire post-mortem investigation in a way that collects irrefutable evidence that is easy to understand. The easy to use recording functions and ability to add audio annotations eliminates the need for transcriptions and other manual tasks, saving time and improving diagnostic results.



SEE MACROVIEW IN ACTION



ARTICULATING ARM QUICK ACTIONS

Audio
REC



Video
REC



Light




SAVE



ZOOM
OUT



ZOOM
IN



KEY BENEFITS

CHAIN OF CUSTODY

- Digital documentation for case filing
- Automatic matching with case ID
- Full documentation for QA/QC

EDUCATION

- High definition digital material
- Live streaming capabilities
- Easily retrieved archive for presentations

FLEXIBLE & ERGONOMIC

- Capable of full body imaging
- Built-in, long-lasting battery
- Motorized, height adjustable arm

REMOTE CAPABILITIES

- Edits can be made during or after autopsy
- Sharing via LAN or LIS available
- Images can be viewed or edited remotely

IMAGE QUALITY

- High resolution 4K video recordings
- Capture and store high-quality images
- 12x optical zoom with autofocus

CUSTOMER-CENTRIC DESIGN

- Easy to use touchscreen interface
- Waterproof components for easy cleaning
- Antimicrobial coating for quick disinfection

UNIQUE FEATURES

✓ IMAGE-ENHANCED REPORTING

Direct or remote editing of the digital documentation associated with the case ID enables standardized, efficient, and quality reporting

✓ TEACHING & EDUCATION

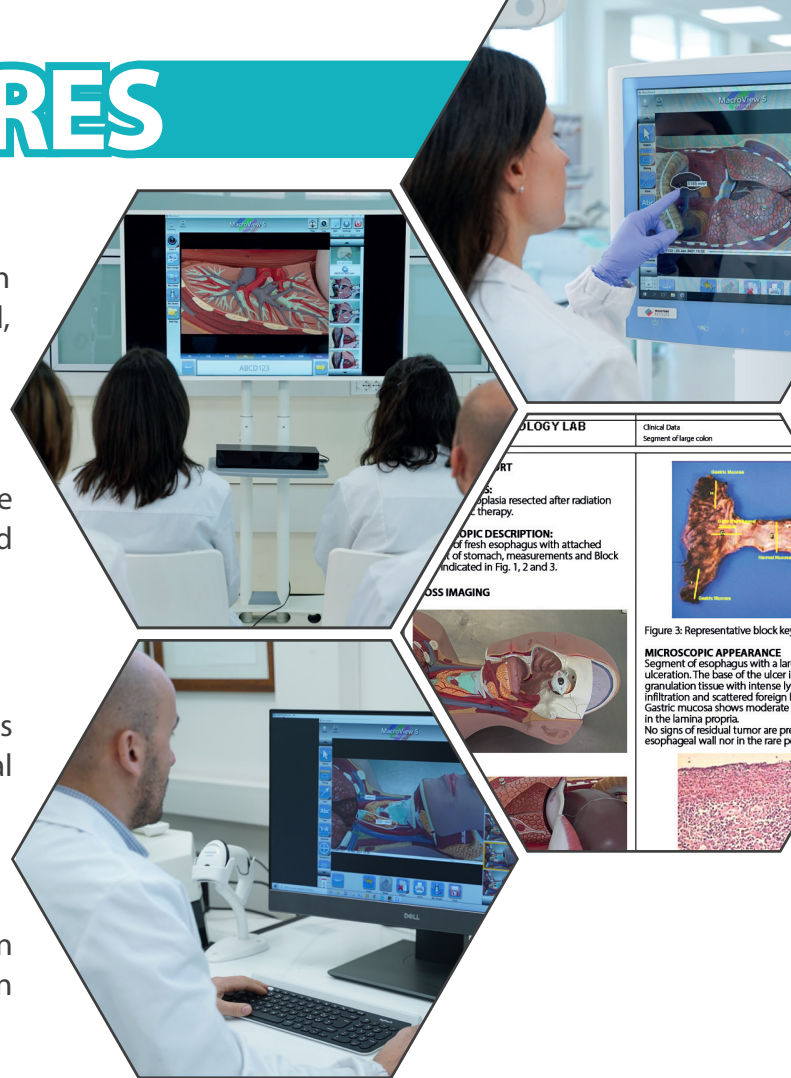
High-resolution digital material immediately available for presentations, conferences, publications, and online teaching or live streaming

✓ IMAGE TAGGING

Use specific tag words to easily sort image files. Tags can be added at the time of acquiring the original images or at a later date

✓ INTERFACE WITH LIS

In addition to stand-alone operations, MacroVIEW can interface with a PACS or LIS through a coded solution or TWAIN mode



AUTOPSY PROCEDURES

“It is very useful because of its mobility. When you move from fixed stations to mobility, you went out of the clinical realm and into the realm of practical forensic opportunity.”

-Graham Hetrick,
Dauphin County
Coroner

Why MacroVIEW?

When utilizing MacroVIEW in your forensic investigations and autopsies, you are better able to collect and present evidence in an easily understandable format. When you can do that, and leave no doubt, people plead out, saving the county and state valuable time and money.



US Headquarters

MILESTONE MEDICAL TECHNOLOGIES, INC.

6475 Technology Avenue, Suite F - Kalamazoo, MI 49009

Tel: 269-488-4950 - Toll-free: 866-995-5300 - Fax: 269-488-4949

email: info@milestonemed.com - www.milestonemed.com